

# QTP Series - Diagnostic Coupler

**Coupler**



**Nipple**



**Features**


- Flat face valve
- -22°F to +250°F (-30°C to +121°C)
- Connection: Push to Connect
- Disconnection: Sleeve Retraction
- Connection Under Pressure: Not Allowed
- Max Working Pressure: 6,800 PSI

**Applications**

- Use to connect/disconnect pressure gauges to hydraulic systems, eliminating the need for permanent gauges.


**Interchange**

- ISO 15171-1
- Parker PD
- Eaton FD90
- Faster DF
- Dixon PD



**COUPLER**

BODY SIZE	THREAD SIZE	STEEL	DIMENSIONS (in)		
			A	B	H1
1/8"	1/8" - Female NPT	QTPC22FP	1.65	0.95	0.83
1/8"	1/4" - Female NPT	QTPC24FP	1.97	0.95	0.83
1/8"	1/4" - Male NPT	QTPC24MP	2.20	0.95	0.83
1/8"	7/16" - 24 - Female ORB	QTPC24FOB	2.13	0.95	0.83
1/8"	9/16" - 18 - Female ORB	QTPC26FOB	2.13	0.95	0.83



**NIPPLE**

BODY SIZE	THREAD SIZE	STEEL	DIMENSIONS (in)		
			C	D	H2
1/8"	1/8" - Female NPT	QTPN22FP	1.42	0.50	0.75
1/8"	1/4" - Female NPT	QTPN24FP	1.58	0.50	0.75
1/8"	1/8" - Male NPT	QTPN22MP	1.61	0.50	0.67
1/8"	1/4" - Male NPT	QTPN24MP	1.62	0.50	0.75
1/8"	5/16" - 24 - Male ORB	QTPN22MOB	1.53	0.50	0.67
1/8"	7/16" - 24 - Male - ORB	QTPN24MOB	1.53	0.50	0.67
1/8"	9/16" - 18 - Male - ORB	QTPN26MOB	1.53	0.50	0.67
1/8"	M14 x 1.5 - Male	QTPN214MML	1.66	0.50	0.75

**DUST CAP FOR NIPPLE**

BODY SIZE	RUBBER
1/8"	QTP2DC



Agriculture  
 BOP  
 Flat Face  
 Multifaster  
 Screw to Connect  
 Special  
 Standard ISO  
 Water

# QH Series - Valved

**Coupler**



**Nipple**



**Features**

- Poppet valve
- Nitrile seals / PTFE Back-up ring
- -22°F to +250°F (-30°C to +125°C)
- Connection: Sleeve Retraction
- Disconnection: Sleeve Retraction
- Connect under pressure: Not Allowed

**Applications**

- Industrial
- Mobile Equipment
- Oil & Gas

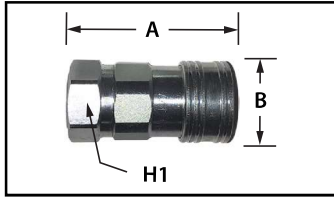
**Interchange**

- MIL-C-51234
- Snap-Tite H/IH
- Faster TNV/TNL
- Dixon V

**MAX WORKING PRESSURE (PSI)**

BODY SIZE	STEEL
1/4"	6,500
3/8"	4,500
1/2"	4,000
3/4"	3,500
1"	2,000
1-1/4"	1,750
1-1/2"	1,500
2"	1,500

# QH Series - Valved



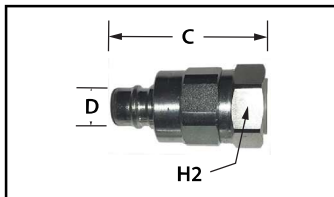
## COUPLER

BODY SIZE	THREAD SIZE	STEEL	DEMNSIONS (IN)		
			A	B	H1
¼"	¼"- Female - NPT	QHC44FP	1.68	0.99	0.88
⅜"	⅜"- Female - NPT	QHC66FP	1.94	1.18	1.00
½"	½"- Female - NPT	QHC88FP	2.13	1.36	1.19
¾"	¾"- Female - NPT	QHC1212FP	2.47	1.67	1.50
1"	1"- Female - NPT	QHC1616FP	2.70	2.06	1.88
1-¼"	1-¼"- Female - NPT	QHC2020FP	3.54	2.19	2.00
1-½"	1-½"- Female - NPT	QHC2424FP	3.27	2.74	2.50
2"	2"- Female - NPT	QHC3232FP	3.92	3.83	3.50



## DUST PLUG FOR COUPLER

BODY SIZE	RUBBER
¼"	QH4DP
⅜"	QH6DP
½"	QH8DP
¾"	QH12DP
1"	QH16DP



## NIPPLE

BODY SIZE	THREAD SIZE	STEEL	DEMNSIONS (IN)		
			C	D	H2
¼"	¼"- Female - NPT	QHN44FP	1.62	0.43	0.88
⅜"	⅜"- Female - NPT	QHN66FP	1.87	0.51	1.00
½"	½"- Female - NPT	QHN88FP	1.99	0.63	1.19
¾"	¾"- Female - NPT	QHN1212FP	2.31	0.92	1.50
1"	1"- Female - NPT	QHN1616FP	2.60	1.17	1.88
1-¼"	1-¼"- Female - NPT	QHN2020FP	3.54	1.42	2.00
1-½"	1-½"- Female - NPT	QHN2424FP	3.27	1.71	2.50
2"	2"- Female - NPT	QHN3232FP	3.97		3.50



## DUST CAP FOR NIPPLE

BODY SIZE	RUBBER
¼"	QH4DC
⅜"	QH6DC
½"	QH8DC
¾"	QH12DC
1"	QH16DC

# QTE Series - European

Agriculture

BOP

Flat Face

Multifaster

Screw to Connect

Special

Standard ISO

Water

## Coupler



## Nipple



### Features

- Poppet valve
- Nitrile seals / PTFE Back-up ring
- -22°F to +250°F (-30°C to +125°C)
- Connection: Sleeve Retraction
- Disconnection: Sleeve Retraction
- Connect under pressure: Not Allowed

### Applications

- Industrial
- Mobile Equipment
- Hydraulic Tools


### Interchange

- MIL-C-51234
- Tema 3800, 5000, 7500, 10000
- CEJN 525
- Dixon TR

### MAX WORKING PRESSURE (PSI)


BODY SIZE	STEEL
3/8"	5,000
1/2"	4,000
3/4"	4,000
1"	3,200

# QTE Series - European



## COUPLER

BODY SIZE	THREAD SIZE	STEEL	DEMNSIONS (IN)		
			A	B	H1
3/8"	3/8" - Female - NPT	QTEC66FP	2.52	1.38	1.18
1/2"	1/2" - Female - NPT	QTEC88FP	2.62	1.57	1.42
3/4"	3/4" - Female - NPT	QTEC1212FP	3.35	2.05	2.05
1"	1" - Female - NPT	QTEC1616FP	3.90	2.56	2.17
3/8"	3/8" - Female - BSP	QTEC66FBSP	2.52	1.38	1.18
1/2"	1/2" - Female - BSP	QTEC88FBSP	2.62	1.57	1.42
3/4"	3/4" - Female - BSP	QTEC1212FBSP	3.35	2.05	2.05
1"	1" - Female - BSP	QTEC1616FBSP	3.90	2.56	2.17



## NIPPLE

BODY SIZE	THREAD SIZE	STEEL	DEMNSIONS (IN)		
			C	D	H2
3/8"	3/8" - Female - NPT	QTEN66FP	1.59	0.78	0.87
1/2"	1/2" - Female - NPT	QTEN88FP	1.63	0.97	1.06
3/4"	3/4" - Female - NPT	QTEN1212FP	2.20	1.29	1.42
1"	1" - Female - NPT	QTEN1616FP	2.48	1.61	1.81
3/8"	3/8" - Female - BSP	QTEN66FBSP	1.59	0.78	0.87
1/2"	1/2" - Female - BSP	QTEN88FBSP	1.63	0.97	1.06
3/4"	3/4" - Female - BSP	QTEN1212FBSP	2.20	1.29	1.42
1"	1" - Female - BSP	QTEN1616FBSP	2.48	1.61	1.81



## DUST PLUG FOR COUPLER

BODY SIZE	RUBBER
3/8"	QT6DP
1/2"	QT8DP
3/4"	QT12DP
1"	QT16DP



## DUST CAP FOR NIPPLE

BODY SIZE	RUBBER
3/8"	QT6DC
1/2"	QT8DC
3/4"	QT12DC
1"	QT16DC