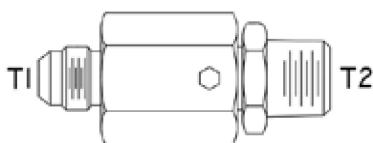
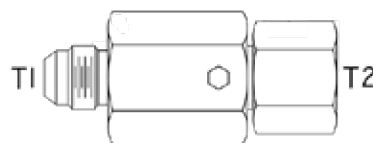


MJ-MPX



Part Number	Crossover	WP PSI	T1		T2	
			MJIC		MNPT	
			Fixed	Swivel		
S6J6-P6	LS-2404-0606	3,000	-6	1/4		
S6J8-P6	LS-2404-0806	3,000	-8	3/8		
S8J10-P8	LS-2404-1008	3,000	-10	1/2		
S8J12-P12	LS-2404-1212	3,000	-12	3/4		
S16J16-P16	LS-2404-1616	3,000	-16	1		
S20J20-P20	LS-2404-2020	3,000	-20	1 1/4		
S24J24-P24	LS-2404-2424	3,000	-24	1 1/2		
S32J32-P32	LS-2404-3232	3,000	-32	2		

MJ-FPX



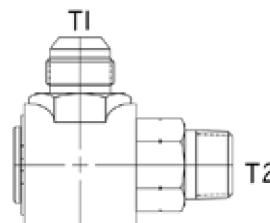
Part Number	Crossover	WP PSI	T1		T2	
			MJIC		FNPT	
			Fixed	Swivel		
S6J6-PF4	LS-2405-0604	3,000	-6	1/4		
S6J6-PF6	LS-2405-0606	3,000	-8	3/8		
S8J10-PF8	LS-2405-1008	3,000	-10	1/2		
S8J12-PF12	LS-2405-1212	3,000	-12	3/4		
S16J16-PF16	LS-2405-1616	3,000	-16	1		
S20J20-PF20	LS-2405-2020	3,000	-20	1 1/4		
S24J24-PF24	LS-2405-2424	3,000	-24	1 1/2		
S32J32-PF32	LS-2405-3232	3,000	-32	2		

MJ-MJX



Part Number	Crossover	WP PSI	T1		T2	
			MJIC		MJIC	
			Fixed	Swivel		
S6J6-J6	LS-2403-0606	3,000	-6	-6		
S6J8-J8	LS-2403-0808	3,000	-8	-8		
S8J10-J10	LS-2403-1010	3,000	-10	-10		
S8J12-J12	LS-2403-1212	3,000	-12	-12		
S16J16-J16	LS-2403-1616	3,000	-16	-16		
S20J20-J20	LS-2403-2020	3,000	-20	-20		
S24J24-J24	LS-2403-2424	3,000	-24	-24		
S32J32-J32	LS-2403-3232	3,000	-32	-32		

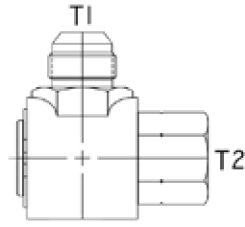
MJ-MPX 90°



Part Number	Crossover	WP PSI	T1		T2	
			MJIC		MNPT	
			Fixed	Swivel		
9S6J6-P4	LS-2501-0604	8,000	-6	1/4		
9S6J6-P6	LS-2501-0606	8,000	-6	3/8		
9S6J8-P6	LS-2501-0806	8,000	-8	3/8		
9S8J8-P8	LS-2501-0808	8,000	-8	1/2		
9S8J10-P8	LS-2501-1008	8,000	-10	1/2		
9S12J12-P12	LS-2501-1212	8,000	-12	3/4		
9S16J16-P16	LS-2501-1616	8,000	-16	1		
9S20J20-P20	LS-2501-2020	4,000	-20	1 1/4		
9S24J24-P24	LS-2501-2424	4,000	-24	1 1/2		
9S32J32-P32	LS-2501-3232	2,000	-32	2		

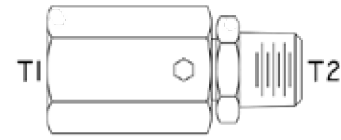
BECAUSE WE CONTINUALLY EXAMINE WAYS TO IMPROVE OUR PRODUCTS, WE RESERVE THE RIGHT TO ALTER SPECIFICATIONS WITHOUT NOTICE.

MJ-FPX 90°



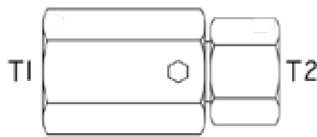
Part Number	Crossover	WP	T1		T2	
			MJIC	FNPT		
		PSI	Fixed	Swivel		
9S6J6-PF4	LS-2502-0604	5,000	-6	1/4		
9S6J6-PF6	LS-2502-0606	5,000	-6	3/8		
9S6J8-PF6	LS-2502-0806	5,000	-8	3/8		
9S8J8-PF8	LS-2502-0808	5,000	-8	1/2		
9S8J10-PF8	LS-2502-1008	5,000	-10	1/2		
9S12J12-PF12	LS-2502-1212	5,000	-12	3/4		
9S16J16-PF16	LS-2502-1616	5,000	-16	1		
9S20J20-PF20	LS-2502-2020	4,000	-20	1 1/4		
9S24J24-PF24	LS-2502-2424	4,000	-24	1 1/2		
9S32J32-PF32	LS-2502-3232	3,000	-32	2		

FP-MPX



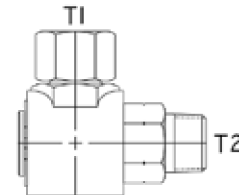
Part Number	Crossover	WP	T1		T2	
			FNPT	MNPT		
		PSI	Fixed	Swivel		
S6PF4-P4	LS-5405-0404	3,000	1/4	1/4		
S6PF6-P6	LS-5405-0606	3,000	3/8	3/8		
S8PF8-P8	LS-5405-0808	3,000	1/2	1/2		
S8PF12-P12	LS-5405-1212	3,000	3/4	3/4		
S16PF16-P16	LS-5405-1616	3,000	1	1		
S20PF20-P20	LS-5405-2020	3,000	1 1/4	1 1/4		
S24PF24-P24	LS-5405-2424	3,000	1 1/2	1 1/2		
S32PF32-P32	LS-5405-3232	3,000	2	2		

FP-FPX



Part Number	Crossover	WP	T1		T2	
			FNPT	FNPT		
		PSI	Fixed	Swivel		
S6PF4-PF4	LS-5000-0404	3,000	1/4	1/4		
S6PF6-PF6	LS-5000-0606	3,000	3/8	3/8		
S8PF8-PF8	LS-5000-0808	3,000	1/2	1/2		
S8PF12-PF12	LS-5000-1212	3,000	3/4	3/4		
S16PF16-PF16	LS-5000-1616	3,000	1	1		
S20PF20-PF20	LS-5000-2020	3,000	1 1/4	1 1/4		
S24PF24-PF24	LS-5000-2424	3,000	1 1/2	1 1/2		
S32PF32-PF32	LS-5000-3232	3,000	2	2		

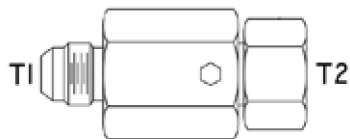
FPX-MPX 90°



Part Number	Crossover	WP	T1		T2	
			FNPSM	MNPT		
		PSI	Fixed	Swivel		
9S6PU4-P4	LS-5502-0t404	3,000	1/4	1/4		
9S6PU6-P6	LS-5502-0606	3,000	3/8	3/8		
9S8PU8-P8	LS-5502-0808	3,000	1/2	1/2		
9S12PU12-P12	LS-5502-1212	3,000	3/4	3/4		
9S16PU16-P16	LS-5502-1616	3,000	1	1		
9S20PU20-P20	LS-5502-2020	3,000	1 1/4	1 1/4		
9S24PU24-P24	LS-5502-2424	3,000	1 1/2	1 1/2		
9S32PU32-P32	LS-5502-3232	3,000	2	2		

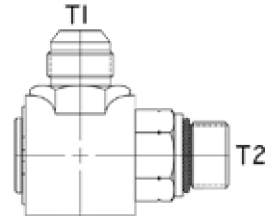
BECAUSE WE CONTINUALLY EXAMINE WAYS TO IMPROVE OUR PRODUCTS, WE RESERVE THE RIGHT TO ALTER SPECIFICATIONS WITHOUT NOTICE.

MJ-FJX



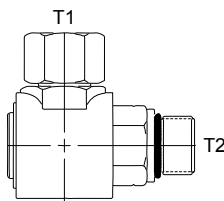
Part Number	Crossover	WP	T1		T2	
			MJIC	FJIC		
		PSI	Fixed	Swivel		
S6J6-JF6	LS-2406-0606	3,000	-6	-6		
S6J8-JF8	LS-2406-0808	3,000	-8	-8		
S8J10-JF10	LS-2406-1010	3,000	-10	-10		
S8J12-JF12	LS-2406-1212	3,000	-12	-12		
S16J16-JF16	LS-2406-1616	3,000	-16	-16		
S20J20-JF20	LS-2406-2020	3,000	-20	-20		
S24J24-JF24	LS-2406-2424	3,000	-24	-24		
S32J32-JF32	LS-2406-3232	3,000	-32	-32		

MJ-MORBX



Part Number	Crossover	WP	T1		T2	
			MJIC	MORB		
		PSI	Fixed	Swivel		
9S6J6-06	LS-6801-0606	5,000	-6	-6		
9S6J6-08	LS-6801-0608	5,000	-6	-6		
9S6J8-08	LS-6801-0808	5,000	-8	-8		
9S8J10-010	LS-6801-1010	5,000	-10	-10		
9S12J12-012	LS-6801-1212	5,000	-12	-12		
9S16J16-016	LS-6801-1616	5,000	-16	-16		
9S20J20-020	LS-6801-2020	4,000	-20	-20		
9S24J24-024	LS-6801-2424	4,000	-24	-24		
9S32J32-032	LS-6801-3232	3,000	-32	-32		

MORBX-FPX 90°



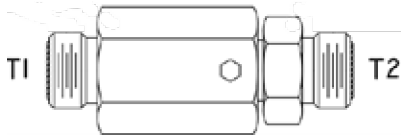
Part Number	Crossover	WP	T1		T2	
			FNPSM	MORB		
		PSI	Swivel	Swivel		
9S6PU4-06	LS-6901-0406	5,000	¼	-6		
9S6PU6-06	LS-6901-0606	5,000	⅜	-6		
9S6PU8-08	LS-6901-0608	5,000	½	-8		
9S8PU8-010	LS-6901-0810	5,000	½	-10		
9S12PU12-012	LS-6901-1212	5,000	¾	-12		
9S16PU16-016	LS-6901-1616	5,000	1	-16		
9S20PU20-020	LS-6901-2020	4,000	1¼	-20		
9S24PU24-024	LS-6901-2424	4,000	1½	-24		
9S32PU32-032	LS-6901-3232	3,000	2	-32		

Seal Kits

Straight	90° Elbow
S6-1	9S6-1
S8-1	9S8-1
--	9S12-1
S16-1	9S16-1
S20-1	9S20-1
S24-1	9S24-1
S32-1	9S32-1

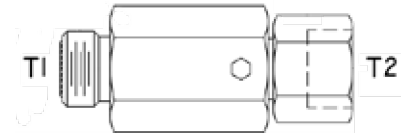
BECAUSE WE CONTINUALLY EXAMINE WAYS TO IMPROVE OUR PRODUCTS, WE RESERVE THE RIGHT TO ALTER SPECIFICATIONS WITHOUT NOTICE.

MF-MFX



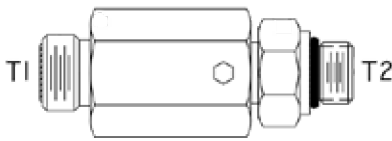
Part Number	Crossover	WP	T1	T2
			MORFS	MORFS
		PSI	Fixed	Swivel
S6F6-F6	LS-FS2403-0606	3,000	-6	-6
S6F8-F8	LS-FS2403-0808	3,000	-8	-8
S8F10-F10	LS-FS2403-1010	3,000	-10	-10
S8F12-F12	LS-FS2403-1212	3,000	-12	-12
S16F16-F16	LS-FS2403-1616	3,000	-16	-16
S20F20-F20	LS-FS2403-2020	3,000	-20	-20
S24F24-F24	LS-FS2403-2424	3,000	-24	-24

MF-FFX



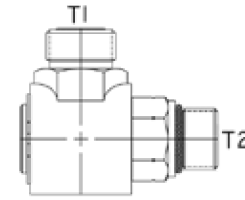
Part Number	Crossover	WP	T1	T2
			MORFS	FORFS
		PSI	Fixed	Swivel
S6F6-FF6	LS-FS2406-0606	3,000	-6	-6
S6F6-FF8	LS-FS2406-0608	3,000	-8	-8
S6F8-FF8	LS-FS2406-0808	3,000	-10	-10
S8F12-FF12	LS-FS2406-1212	3,000	-12	-12
S16F16-FF16	LS-FS2406-1616	3,000	-16	-16
S20F20-FF20	LS-FS2406-2020	3,000	-20	-20
S24F24-FF24	LS-FS2406-2424	3,000	-24	-24

MF-MOBX



Part Number	Crossover	WP	T1	T2
			MORFS	MORB
		PSI	Swivel	Fixed
S6F6-06	LS-FS6400-0606	3,000	-6	-6
S6F6-08	LS-FS6400-0608	3,000	-6	-8
S6F8-08	LS-FS6400-0808	3,000	-8	-8
S6F8-010	LS-FS6400-0810	3,000	-8	-10
S8F10-010	LS-FS6400-1010	3,000	-10	-10
S12F12-012	LS-FS6400-1212	3,000	-12	-12
S16F16-016	LS-FS6400-1616	3,000	-16	-16

MF-MOBX



Part Number	Crossover	WP	T1	T2
			MORFS	MOB
		PSI	Fixed	Swivel
9S4F4-04	LS-FS6801-0404	5,000	-4	-4
9S6F4-06	LS-FS6801-0606	5,000	-4	-4
9S6F6-06	LS-FS6801-0606	5,000	-6	-6
9S6F6-08	LS-FS6801-0608	5,000	-8	-8
9S6F8-06	LS-FS6801-0806	5,000	-6	-6
9S8F8-08	LS-FS6801-0808	5,000	-8	-8
9S8F10-010	LS-FS6801-1010	5,000	-10	-10
9S12F12-012	LS-FS6801-1212	5,000	-12	-12
9S16F16-016	LS-FS6801-1616	4,000	-16	-16

BECAUSE WE CONTINUALLY EXAMINE WAYS TO IMPROVE OUR PRODUCTS, WE RESERVE THE RIGHT TO ALTER SPECIFICATIONS WITHOUT NOTICE.